



User Guide to printing Aunt Sally web pages

Introduction

A web site is primarily designed for optimum visual display on a PC screen. As a consequence, printing web pages may be a hit and miss affair. This guide takes you step by step through the process to print key pages in various 'browsers'.

Browser - ? – You view a web site on your PC via a piece of software called a 'browser'.

Currently the three most popular browsers are: - (March 2012)

Internet Explorer (Microsoft) (Version 9)	Firefox (Mozilla) (Version 11)	Chrome (Google) (Version 18)
18.9 %	36.3 %	37.3 %

We'll only look at printing from the first two, because Chrome does not fully support the way that the Bampton site was originally developed using 'frames'.

Many of the associated documents are downloadable as PDF files and will print easily.

The pages you're likely to want to print are those created 'dynamically' by the web site eg:-

League Status Team Status Custom Fixture List Player Stats

Each Bampton Aunt Sally web page is currently built as three 'frames':-

Frame 1 Frame 2 Frame 3

Premier	Played	Dolls	Legs	Section A	Played	Dolls	Legs	Section B
Rowing Machine	18	953	46	Bell B	18	798	27	Three Pigeon
Cross Keys A	18	982	45	Strickland Arms A	18	804	24	Jolly Sports
Athletico Horse Shoe	18	854	34	Volunteer	18	771	23	Robin Hood
Swan at Radcot	18	752	22	Pearl Foresters	18	752	18	Romany
Morris Marauders	18	739	21	Horseshoe B	18	637	10	Lord Kitcher

In each case we'll be printing Frame 2.

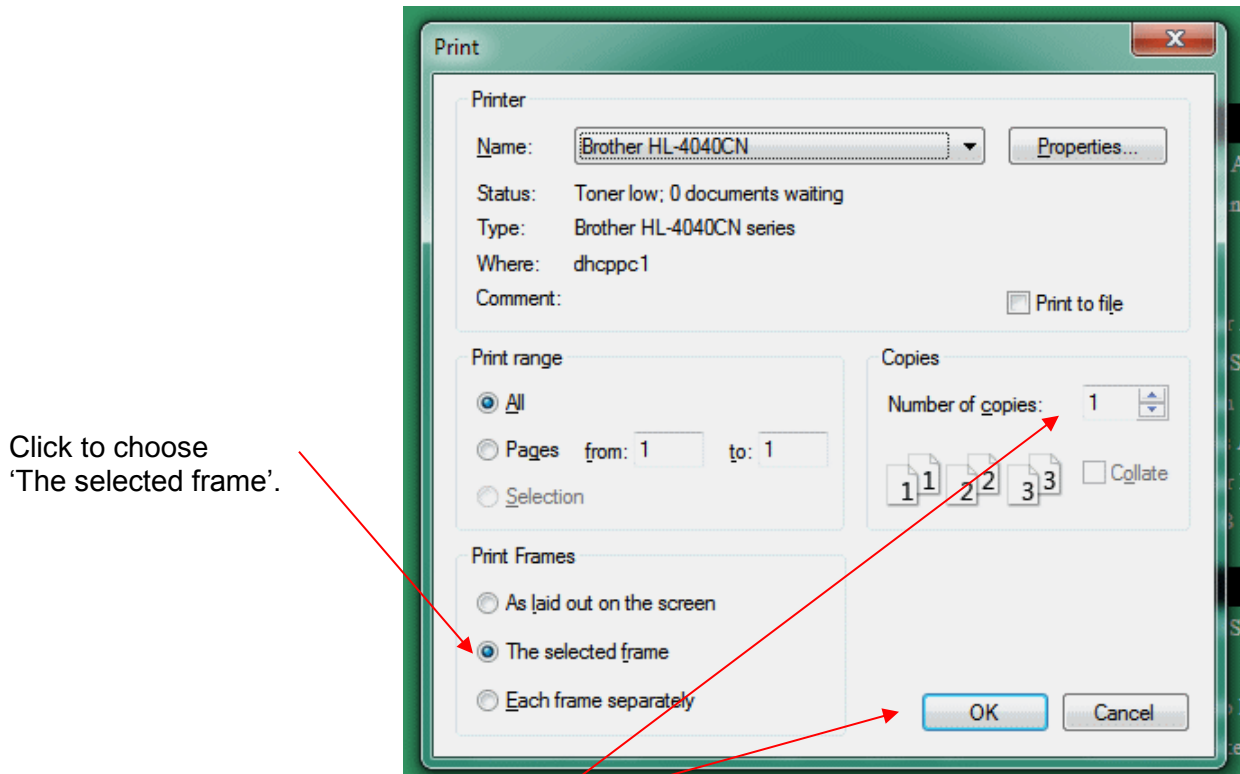


Printing League Status

a) In Firefox

Navigate to the League Status page on the web site and then click the mouse anywhere in 'Frame 2'.

This action 'selects' the frame. Now press Ctrl + P (Print).



Set number of copies and click 'OK'.

(To maximise the print out, you might want to alter the zoom to 75% - see top of page 5).

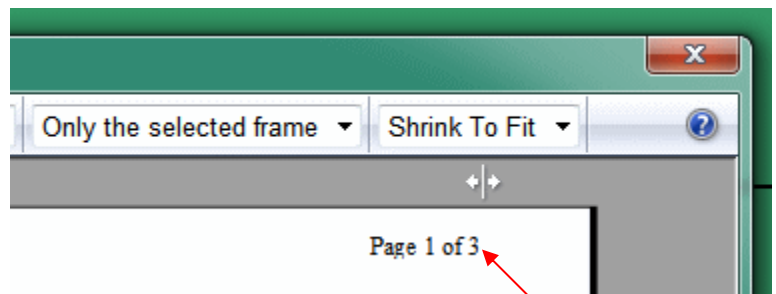
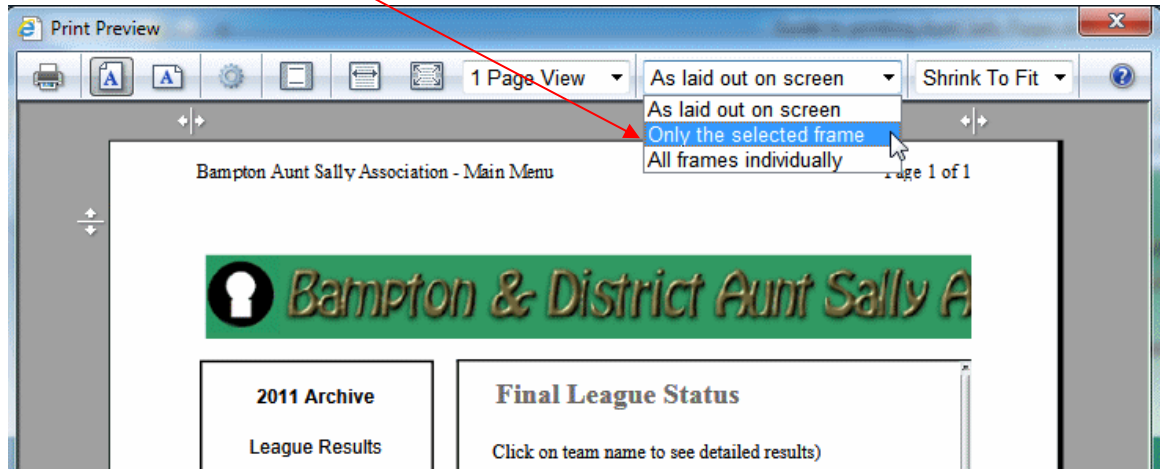


Printing League Status

b) In Internet Explorer

Right click anywhere on the screen and select 'Print preview'.

Choose 'Only the selected frame'.



Note that at the default zoom size (100%), it would take 3 sheets of A4 to print this page.

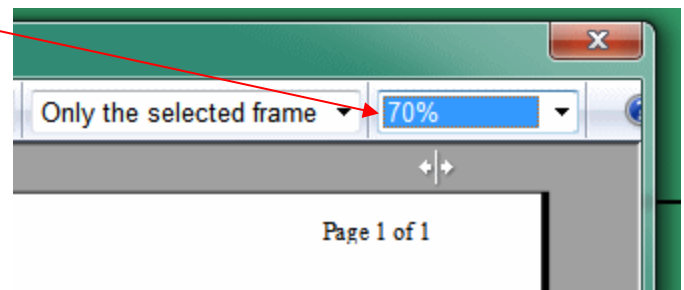
What we're going to do is to change (reduce) the zoom until it fits on a single page.

Click the 'Shrink to Fit' drop down and select '80%'.

Confirm that only 1 page is generated.

Click the Printer icon (see top picture on this page).

Like Firefox, set number of copies and click 'OK'.

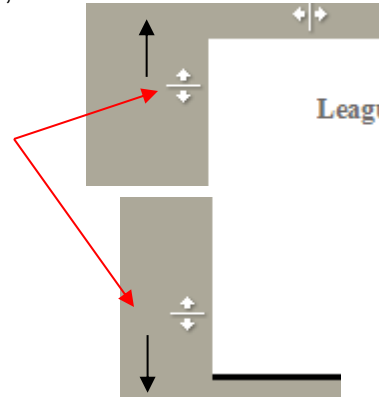
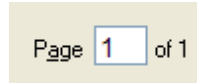




NOTE:

80% zoom *should* create a single page preview, but if it generates a second page:-

Drag the top and bottom margin settings until only one page is generated.



Printing Team Status

a) In Firefox

Open a team results page, by clicking a team name on the League Status page:-

Rowing Machine

Player	Played	Dolls	Sixes	Avg	Max	06	13	20	27	03	10	17	24	01	15	22	29	05	12	19	26	02	09	
1 Eddie Lacey	18	184	2	10.2	14	9	5	11	9	14	10	12	8	7	7	14	10	11	11	8	12	12	14	
2 Mick Berry	17	169	1	9.9	14	12	8	7	8	10	14	7	12	10		10	11	11	9	9	7	13	11	
3 Graham Wilsdon	18	156	1	8.7	13	11	10	6	7	9	13	7	12	9	10	8	4	11	8	9	8	5		
4 Phil Austin	16	141		8.8	12	9	6	10	8	10	10	10	11	7		6	10	8	12		8	9	7	
5 Bernie Huckin	14	118	1	8.4	11	10	10		10	9	5			8	7	11	8	9	10		4	9	8	
6 Pete Ackling	12	98		8.2	12			8	10	4		12	8	9	8		6	10	8	6	9			
7 Graham Mathias	7	46		6.6	9	7		6				7	5	8	4					9				
8 Pete Hardy	6	41		6.8	8			6			8				6						5	8	8	
Dolls						58	45	48	52	56	60	55	56	50	46	53	49	60	58	46	49	59	53	
Legs						3	2	3	3	1	3	3	3	1	1	3	3	3	2	3	3	3		

Played : 18
Leg Total : 46
Doll Total : 953
Doll Average : 52.9

Notes:
25/08 - Volunteer cancelled - to be played 29/09

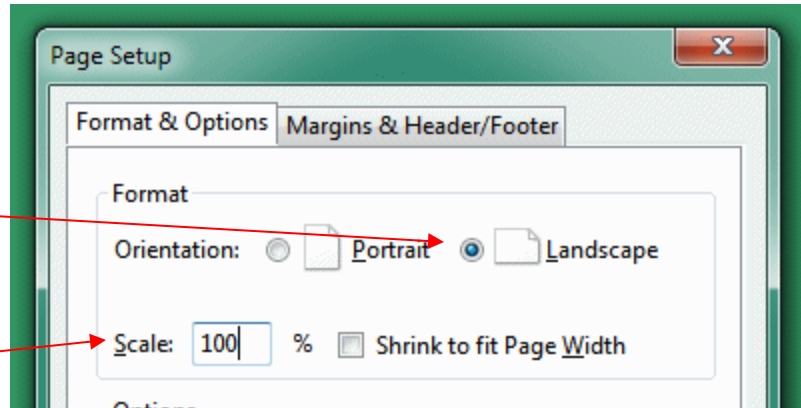
Again left-click on a blank part of the main frame to select it.

Click 'File' then 'Page Setup' and ensure the settings are as follows:-



Landscape

100%



Click 'OK'.

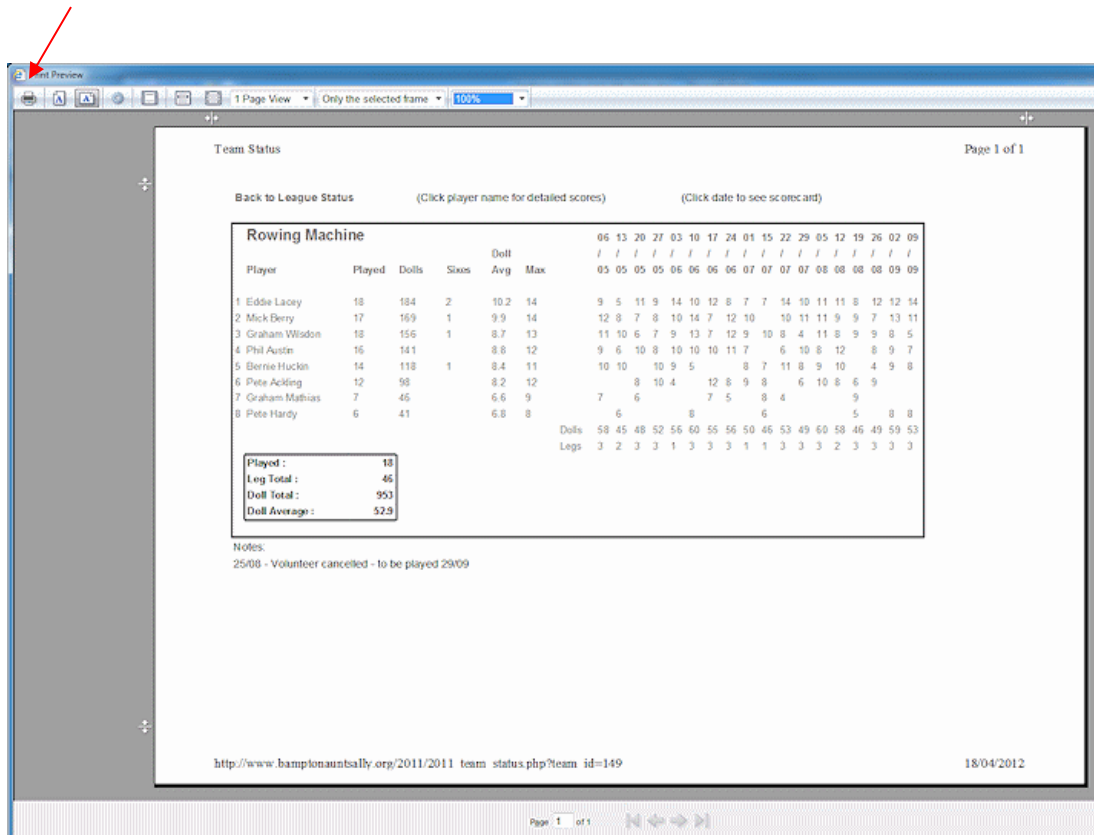
Now print as before, choosing 'Only the selected frame'.

Printing Team Status

b) In Internet Explorer

As before, right-click and select 'Print Preview', 'Only selected frame' and 100% zoom.

Click the 'Print' button.



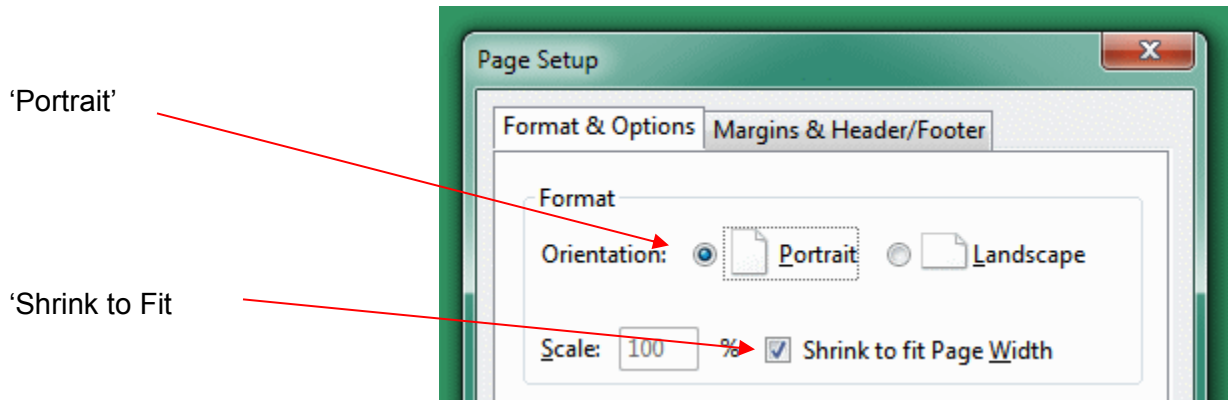


Printing Player Stats

a) Firefox

Select 'Player Stats' (We'll use the Sixers page as an example).

Go to Page Setup and confirm the following settings:-



Now press Ctrl +P, select 'The selected frame' and print (see page 2).

The Sixers list will create a 2 page print out.

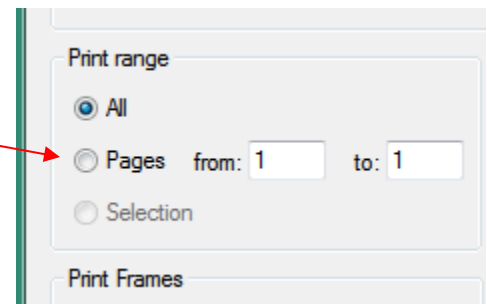
The same procedure is used to print the other stats pages – bear in mind that they will result in multiple page print –outs.

To minimise the number of pages used set as follows:-

Item	No of pages	Zoom
Top Ten Players	3	80%
All by Doll Total	20	80%
All by Doll Average	17	70%
Female by Total	3	80%
Female by Average	3	80%

The same zoom settings will work for Internet Explorer.

If you only want to print certain pages, set the page range in the main print dialogue box.





Print Custom Fixtures List

You can download and print a general Fixtures List as a pdf file from the Downloads page.

However, if you go to the Fixtures page and click on your team name, you get a page showing a *customised* Fixtures List for your team only.

The screenshot shows the website header with the logo and the text "Bampton & District". Below the header is a navigation menu with buttons for "Enter Scores", "League Status", "Player Stats", "Fixture List", and "League Structure". To the right, there is a list of teams under the heading "Premier/Section A":

Side	Team
4	Athletico Horse Shoe
5	Morris Marauders
	Lord Kitchener A
	Cross Keys A

You can print this as previously described.

Portrait and 100% zoom settings will be fine for either browser.

The screenshot shows the website header with the logo and the text "Bampton & District Aunt Sally Ass". Below the header is a navigation menu with buttons for "Enter Scores", "League Status", "Player Stats", "Fixture List", "League Structure", "Contact & Maps", "Rules", "Suppliers", and "Back to main menu". The main content area shows a link "Back to League Fixtures" and a heading "Fixture List for :- Morris Marauders". Below this is a table of fixtures:

Date	Venue	Opponent
3rd May	Away to	Swan at Radcot
10th May	Home to	Volunteer
17th May	Home to	Athletico Horse Shoe
24th May	Away to	Lord Kitchener A
31st May	Home to	Cross Keys A
7th Jun	Away to	Bell B
14th Jun	Home to	Three Pigeons A
21st Jun	Away to	Strickland Arms A
28th Jun	Home to	Rowing Machine
12th Jul	Home to	Swan at Radcot
19th Jul	Away to	Volunteer
26th Jul	Away to	Athletico Horse Shoe
2nd Aug	Home to	Lord Kitchener A
9th Aug	Away to	Cross Keys A
16th Aug	Home to	Bell B
23rd Aug	Away to	Three Pigeons A
30th Aug	Home to	Strickland Arms A
6th Sep	Away to	Rowing Machine

© Bampton Aunt Sally Association 2012